

Scaled data based on original data using
LM-79-08 Approved Method: Electrical and Photometric Measurements of Solid-
State Lighting Products

Test Report Prepared for
Cooper Lighting Solutions
(formerly Eaton)

Brand: McGRAW-EDISON

Report Number: P527285

Luminaire Tested: **GALN-SA2B-740-U-5MQ-GRSBK**

Issue Date: 5/27/2021

Test Information

Test Method: LM-79-08
Report Number: P527285
TEST IS SCALED FROM IESNA LM-79-08 TEST DATA (G3-2011-057-3)
Test Lab: INNOVATION CENTER
Issue Date: 5/27/2021
Manufacturer: COOPER LIGHTING SOLUTIONS (FORMERLY EATON)
Product Line: McGRAW-EDISON
Catalog Number: GALN-SA2B-740-U-5MQ-GRSBK
Description: GALLEON AREA AND ROADWAY LUMINAIRE
(2) 70 CRI, 4000K, 800mA LIGHTSQUARES WITH 16 LEDS EACH AND TYPE V MEDIUM OPTICS WITH BLACK GLARE REDUCTION SHIELD
Light Source: -
Ballast/Driver: ELECTRONIC DRIVER

Summary

Lumens per Lamp: N/A
Luminaire Lumens: 6867 lumens
Efficiency: N/A
Efficacy: 83.7 lumens/watt
Luminous Opening: Rectangular (W 0.5' x L: 1' x H: 0')
IES Classification: Type V - Short
BUG Rating: B3 - U0 - G0

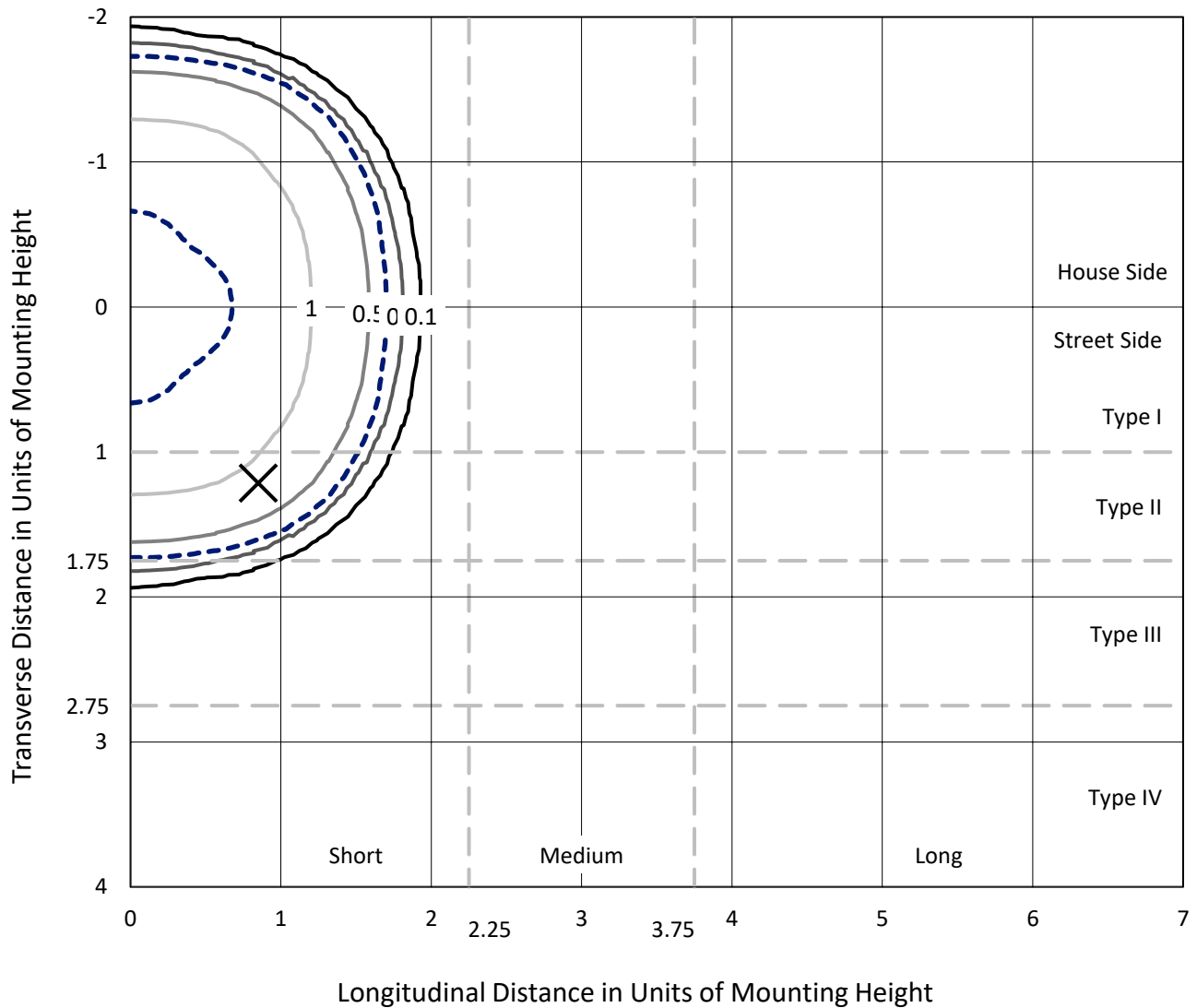
Input Watts (W): 82
Input Voltage (V): NR
Input Current (Ain): NR
Voltage Rise (V): NR
Power Factor: NR
Total Harmonic Distortion (THDi): NR
Frequency (hertz): 60
Stabilization Time: NR
Operation Time: NR
Ambient Temperature (°C): NR
Test Distance: 24 FT



REPORT NUMBER: P527285
 CATALOG NUMBER: GALN-SA2B-740-U-5MQ-GRSBK

Iso-Footcandle Lines of Horizontal Illumination

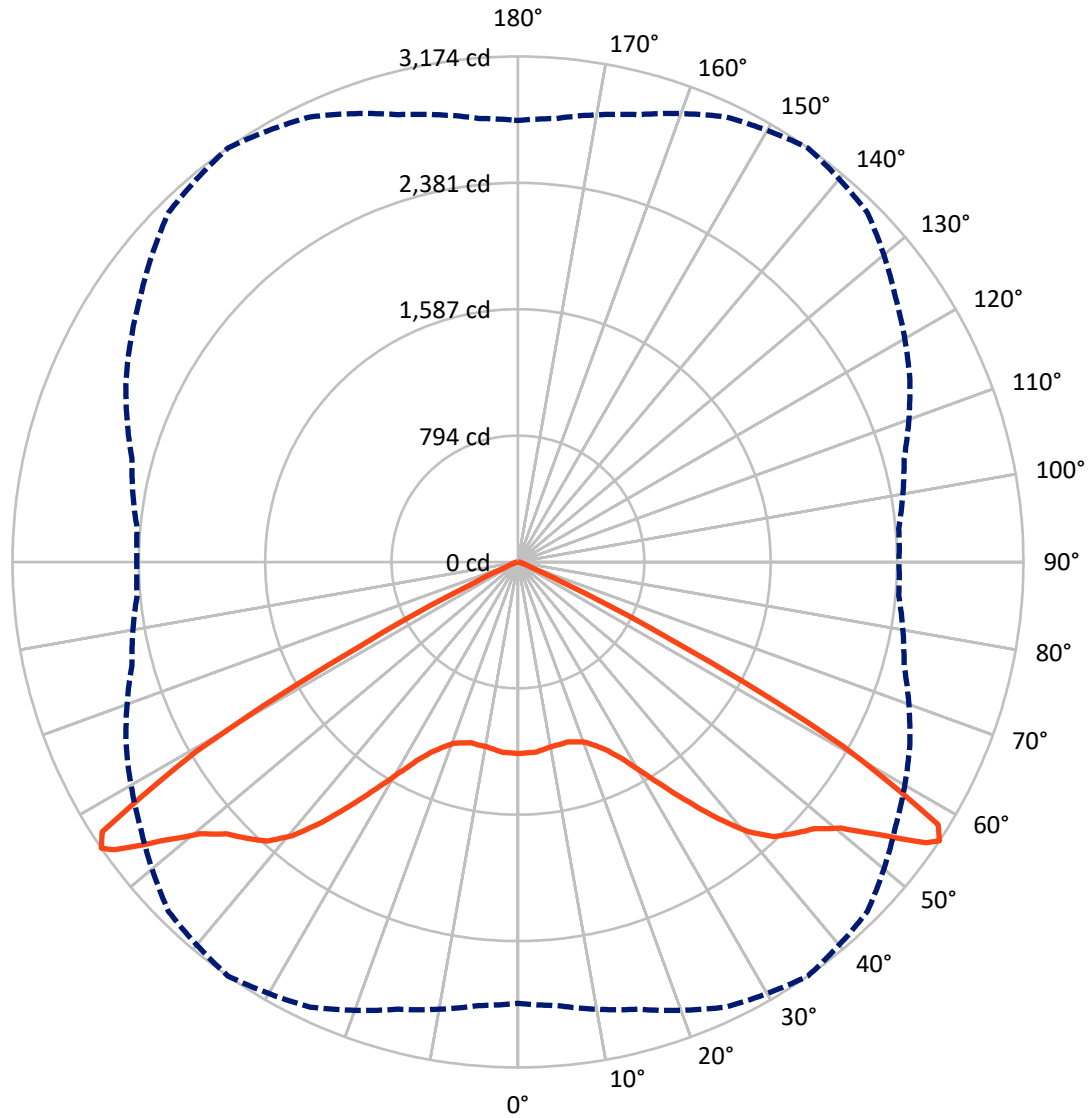
× Max cd
 - - - 1/2 Max cd



Based on 25 foot mounting height. Maximum calculated value = 1.9 fc
 Type V - Short - N/A

REPORT NUMBER: P527285
CATALOG NUMBER: GALN-SA2B-740-U-5MQ-GRSBK

Luminous Intensity Polar Plot



— Vertical Plane Through 35-Deg Lateral - - - Horizontal Cone Through 56-Deg Vertical

REPORT NUMBER: P527285
 CATALOG NUMBER: GALN-SA2B-740-U-5MQ-GRSBK

FLUX DISTRIBUTION:

		Downward	Upward	Total
House Side	Lumens	3433.5	0.0	3433.5
	% Fixture	50.0	0.0	50.0
Street Side	Lumens	3433.5	0.0	3433.5
	% Fixture	50.0	0.0	50.0
Total	Lumens	6867.0	0.0	6867.0
	% Fixture	100.0	0.0	100.0

Coefficient of Utilization

ZONAL LUMENS:

Zone	Lumens	% Fixture
0°-10°	113.1	1.6
10°-20°	330.2	4.8
20°-30°	597.9	8.7
30°-40°	1108.7	16.1
40°-50°	1819.8	26.5
50°-60°	2344.4	34.1
60°-70°	516.7	7.5
70°-80°	30.0	0.4
80°-90°	6.3	0.1
90°-100°	0.0	0.0
100°-110°	0.0	0.0
110°-120°	0.0	0.0
120°-130°	0.0	0.0
130°-140°	0.0	0.0
140°-150°	0.0	0.0
150°-160°	0.0	0.0
160°-170°	0.0	0.0
170°-180°	0.0	0.0
0°-90°	6867.0	100.0
0°-180°	6867.0	100.0

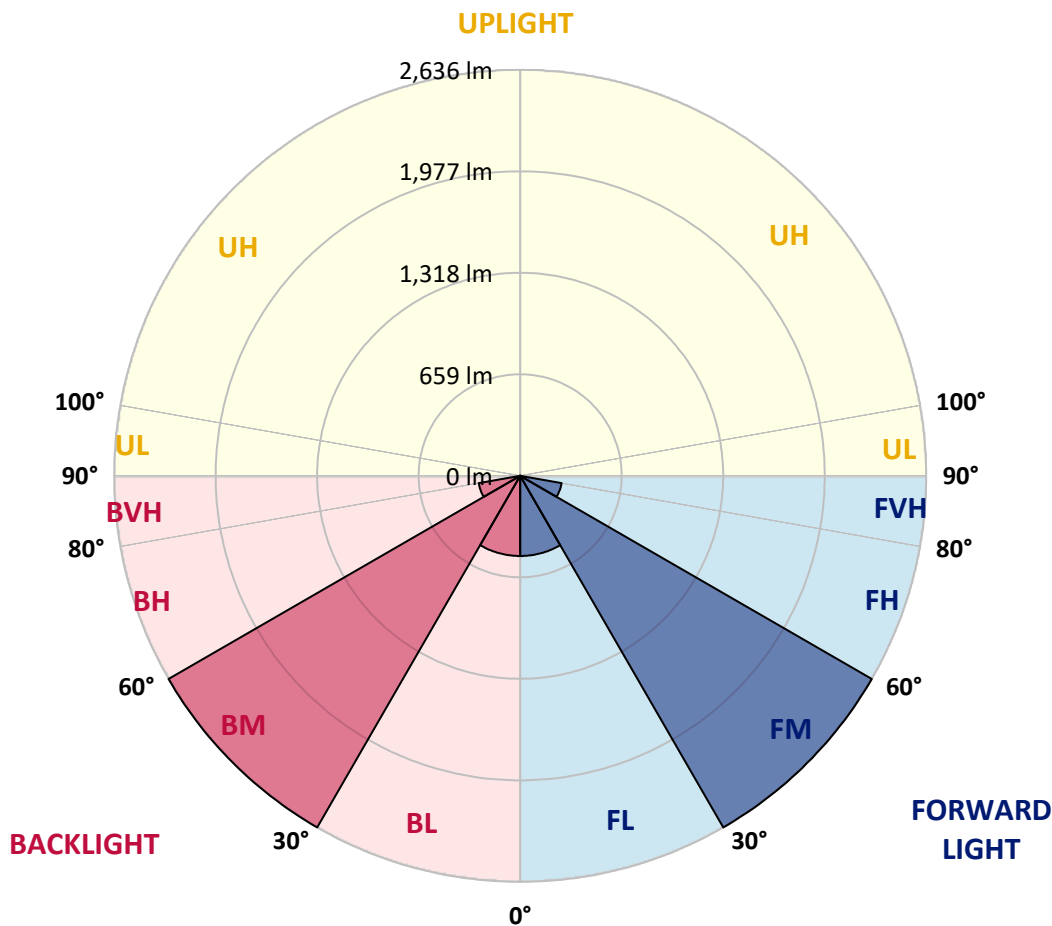


REPORT NUMBER: P527285
 CATALOG NUMBER: GALN-SA2B-740-U-5MQ-GRSBK

LUMINAIRE CLASSIFICATION SYSTEM LUMEN TABLE AND BUG RATING:

Zone	Lumens	% Fixture	Zone Rating/Lumen Limit		
			B	U	G
FL (0°-30°)	520.6	7.6			
FM (30°-60°)	2636.5	38.4			
FH (60°-80°)	273.3	4.0			G0/660
FVH (80°-90°)	3.2	0.0			G0/10
BL (0°-30°)	520.6	7.6	B2/1000		
BM (30°-60°)	2636.5	38.4	B3/5000		
BH (60°-80°)	273.3	4.0	B1/500		G0/660
BVH (80°-90°)	3.2	0.0			G0/10
UL (90°-100°)	0.0	0.0		U0/0	
UH (100°-180°)	0.0	0.0		U0/0	

BUG Rating: B3-U0-G0
 Type V Short





REPORT NUMBER: P527285

CATALOG NUMBER: GALN-SA2B-740-U-5MQ-GRSBK

CANDELA DISTRIBUTION (FULL):

	0°	5°	15°	25°	35°	45°	55°	65°	75°	85°	90°
0°	1203.2	1203.2	1203.2	1203.2	1203.2	1203.2	1203.2	1203.2	1203.2	1203.2	1203.2
2.5°	1205.7	1205.7	1207.0	1208.2	1199.5	1195.8	1197.0	1194.5	1193.3	1197.0	1197.0
5°	1202.0	1202.0	1198.3	1199.5	1199.5	1188.3	1188.3	1190.8	1190.8	1183.3	1180.8
7.5°	1192.0	1189.6	1184.6	1190.8	1187.1	1187.1	1178.4	1172.1	1169.6	1174.6	1169.6
10°	1170.9	1172.1	1177.1	1179.6	1177.1	1184.6	1169.6	1160.9	1152.2	1148.5	1148.5
12.5°	1160.9	1168.4	1160.9	1167.2	1175.9	1169.6	1160.9	1154.7	1142.3	1137.3	1137.3
15°	1159.7	1164.7	1167.2	1175.9	1172.1	1174.6	1157.2	1149.7	1131.1	1122.4	1118.6
17.5°	1158.5	1164.7	1168.4	1184.6	1187.1	1188.3	1174.6	1152.2	1136.1	1127.3	1118.6
20°	1172.1	1174.6	1182.1	1198.3	1208.2	1225.6	1200.8	1177.1	1142.3	1132.3	1128.6
22.5°	1189.6	1202.0	1209.5	1226.9	1253.0	1268.0	1235.6	1205.7	1169.6	1157.2	1142.3
25°	1245.6	1243.1	1255.5	1291.6	1312.7	1323.9	1297.8	1254.3	1207.0	1192.0	1194.5
27.5°	1315.2	1317.7	1328.9	1368.7	1399.8	1417.3	1386.2	1328.9	1282.9	1258.0	1255.5
30°	1406.1	1403.6	1416.0	1469.5	1525.5	1551.7	1496.9	1429.7	1384.9	1352.6	1360.0
32.5°	1501.9	1503.1	1538.0	1586.5	1677.3	1728.3	1640.0	1557.9	1490.7	1468.3	1457.1
35°	1643.7	1650.0	1677.3	1752.0	1852.8	1918.7	1821.7	1723.4	1646.2	1605.2	1610.1
37.5°	1819.2	1813.0	1859.0	1939.9	2045.6	2094.2	2012.0	1900.1	1821.7	1794.3	1811.7
40°	2005.8	2012.0	2035.7	2109.1	2227.3	2259.7	2137.7	2076.8	2008.3	1994.6	2015.8
42.5°	2192.5	2188.7	2206.2	2272.1	2358.0	2335.6	2263.4	2227.3	2178.8	2151.4	2180.0
45°	2329.3	2323.1	2355.5	2400.3	2431.4	2389.1	2356.7	2344.3	2319.4	2289.5	2315.7
47.5°	2462.5	2457.5	2488.6	2501.1	2503.5	2447.6	2453.8	2476.2	2414.0	2351.7	2381.6
50°	2575.7	2567.0	2605.6	2633.0	2626.7	2537.1	2559.5	2537.1	2440.1	2366.7	2355.5
52.5°	2764.9	2768.6	2809.6	2859.4	2844.5	2769.8	2737.5	2635.4	2511.0	2445.1	2406.5
55°	2884.3	2865.6	2936.6	3094.6	3112.0	3034.9	2891.8	2741.2	2554.6	2473.7	2463.7
56°	2772.3	2796.0	2907.9	3084.6	3174.2	3103.3	2895.5	2715.1	2509.8	2400.3	2392.8
57.5°	2487.4	2474.9	2626.7	2868.1	3112.0	3082.2	2793.5	2528.4	2289.5	2166.3	2151.4
60°	1547.9	1584.0	1717.1	2015.8	2341.8	2356.7	2070.5	1842.8	1564.1	1454.6	1480.7
62.5°	606.0	574.9	658.2	881.0	1104.9	1154.7	1046.5	869.8	714.2	606.0	598.5
65°	140.6	136.9	154.3	212.8	297.4	344.7	327.3	235.2	173.0	164.2	151.8
67.5°	79.6	79.6	75.9	75.9	83.4	88.3	84.6	83.4	87.1	90.8	89.6
70°	56.0	54.7	52.3	53.5	51.0	51.0	54.7	61.0	65.9	65.9	67.2
72.5°	33.6	33.6	33.6	37.3	37.3	37.3	41.1	46.0	47.3	46.0	44.8
75°	14.9	14.9	17.4	21.2	23.6	24.9	28.6	31.1	33.6	31.1	28.6
77.5°	3.7	3.7	6.2	8.7	11.2	13.7	18.7	22.4	23.6	22.4	18.7
80°	1.2	1.2	2.5	6.2	11.2	13.7	18.7	19.9	21.2	18.7	14.9
82.5°	1.2	1.2	2.5	6.2	8.7	11.2	14.9	17.4	18.7	16.2	14.9
85°	0.0	1.2	2.5	5.0	7.5	10.0	10.0	7.5	6.2	3.7	5.0
87.5°	0.0	0.0	1.2	1.2	0.0	0.0	0.0	0.0	0.0	0.0	0.0
90°	0.0	0.0	0.0	0.0	0.0	0.0	0.0	0.0	0.0	0.0	0.0

(END OF REPORT)